



The Investment Foundation 1291 invests in real estate throughout Switzerland. In addition to residential properties, it also acquires properties with other uses such as office, retail, commercial and logistics.

The main focus is on an appropriate distribution by region, location and type of use, with the emphasis on housing. The selection of locations takes particular account of real estate market cycles, economic strength, economic forecasts and the political, legal and fiscal environment. The selection of locations takes particular account of real estate market cycles, economic strength, economic forecasts and the political, legal and fiscal environment.

Investments in real estate are primarily made according to the following criteria:

- Attractive locations with value enhancement potential
- Sustainable earnings security through long-term leases
- Quality of construction and building fabric in line with usage
- Environmental awareness and sustainability potential.

### Key data Investment group

Name	Real Estate Switzerland
Sector	Residential real estate Switzerland
Strategy	Core/Core Plus
Benchmark	KGAST Immo-Index
Advisory and portfolio management	Nova Property Fund Management AG
Depository bank	Bank J. Safra Sarasin AG
Distribution partner	Bank J. Safra Sarasin AG
Auditors	BDO AG
Accounting	Nova Property Fund Management AG
Valuation experts	Wüest Partner AG, Zurich
Regulatory authority	OAK BV, Bern
Fiscal year	01.07. to 30.06.
Market value estimation	yearly as per 30.06.
NAV-Publication	monthly
Appropriation of earnings	distributing
TER <sub>ISA</sub> GAV	0.61%
TER <sub>ISA</sub> NAV	0.78%
Management Fee	0.40%

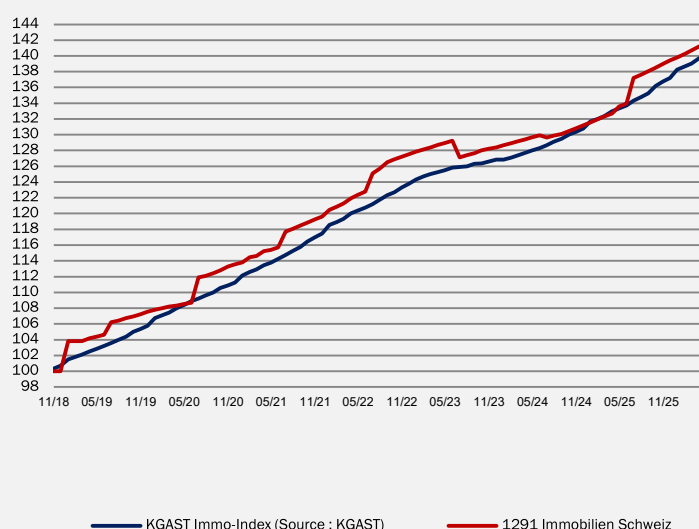
### Foundation details

Sector	Real Estate
Valor number	42 726 072
ISIN	CH0427260721
Legal form	Investment Foundation under Swiss law

### Key figures (as per 30.04.2026)

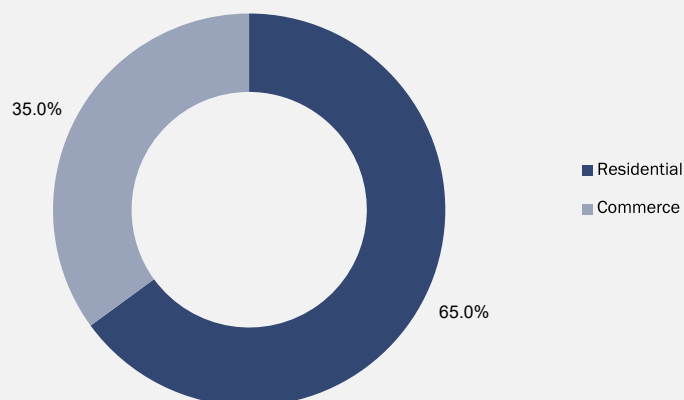
NAV	CHF 122.5340
Number of shares	10'883'620.343
Number of properties	104
Total assets	1'672'921'135.57
Vacancy rate	4.51%
Debt ratio	17.70%

### Performance in % Data as per 30.04.2026 (Base: 100)

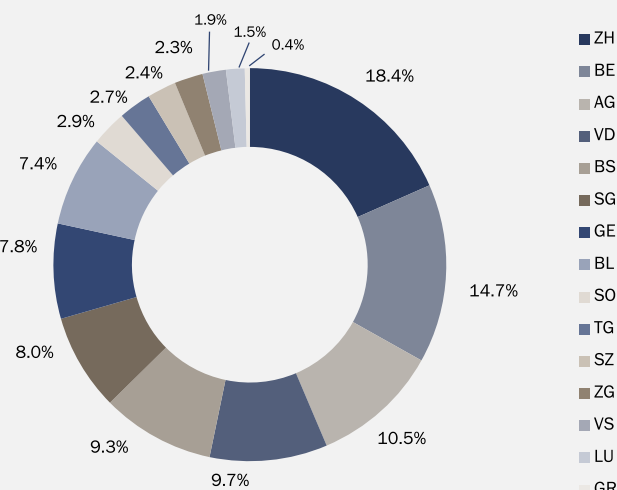


Data as per 30.04.2026	YTD	3y p.a.	5y p.a.	Since launch 17.09.2018
1291 Real Estate Switzerland	1.28%	3.17%	4.17%	41.60%
KGAST Immo-Index (Source: KGAST)	1.31%	3.73%	4.25%	40.08%

### Rental income by usage (as per 30.04.2026)



### Geographical breakdown (as per 30.04.2026)





### Disclaimer

This document has been prepared by Bank J. Safra Sarasin Ltd ("Bank") for information purposes and the sole use of the recipient only. This document is based on publicly available information and data ("the Information") believed to be correct, accurate and complete. The Bank has not verified and is unable to guarantee the accuracy and completeness of the Information contained herein. Possible errors or incompleteness of the Information do not constitute legal grounds (contractual or tacit) for liability, either with regard to direct, indirect or consequential damages.

This document is not the result of financial research conducted, by the Bank's research department nor of any other detailed due diligence. Therefore the "Directives on the Independence of Financial Research" of the Swiss Bankers Association do not apply to this document. This document does not constitute a request or offer, solicitation or recommendation to buy or sell investments or other specific financial instruments, products or services. It should not be considered as a substitute for individual advice and risk disclosure by a qualified financial, legal or tax advisor. Past performance is no indication of current or future performance. Information containing forecasts are intended for information purpose only and are neither projections nor guarantees for future results and could differ significantly for various reasons from actual performance.

Investments in foreign currencies are subject to exchange rate fluctuations. Exchange rate risk will apply if the investor's reference currency is not the same as the investment currency. In particular, neither the Bank nor its shareholders and employees shall be liable for the opinions, estimations and (investment) strategies contained in this document. The views and opinions contained in this document, along with the quoted figures, data and forecasts, may be subject to change without notice.

Discrepancies may emerge in respect of our own financial research or other publications of the J. Safra Sarasin Group relating to the same financial instruments or issuers. The Bank or an affiliate of the J. Safra Sarasin Group, to the extent legally permissible, may also provide advisory and/or other services to companies mentioned in this document and/or may solicit business from such companies, which may result in conflicts of interest, which could affect the Bank's objectivity. While the Bank has taken steps to avoid or disclose, respectively, such conflicts, it cannot make any representation in such regard. The Bank and/or an affiliate of the J. Safra Sarasin Group, its clients and/or officers may hold a position or engage in transactions in any of the financial instruments mentioned.

Neither this document nor any copy thereof may be sent to or taken into the United States or distributed in the United States or to a US person. This document may only be distributed in countries where its distribution is legally permitted. The Bank does not accept any liability whatsoever for losses arising from the use of the Information (or parts thereof) contained in this document.

© Copyright Bank J. Safra Sarasin Ltd. All rights reserved

**Bank J. Safra Sarasin Ltd**  
**Real Estate Hub Switzerland**  
**Alfred-Escher-Strasse 50**  
**CH-8002 Zurich**

**T: +41 (0)58 317 37 70 | F: +41 (0)58 317 32 62**  
**real-estate-hub-ch@jsafrasarasin.com <http://www.jsafrasarasin.com>**